

LONDON



QUILTERS

Spring 2008 Newsletter

**London Quilters Exhibition 2008
Swiss Cottage Gallery, London
3 May - 19 June**



London Quilters' Exhibitions

When Lance Redler spoke at the launch of the current exhibition on Friday 2 May, he said that his late wife Carmen had instigated and organised London Quilters' first exhibition, the one at Swiss Cottage Library in 1995. It also says this in the blurb on the pillar within the current display. This is in-accurate; so here is a little about the history of The London Quilters' Exhibitions.

The London Quilters' Group started some time in 1978, meeting at Joen Lask's shop, Patchwork Dog and Calico Cat, (also known as 21 Antiques), 21 Chalk Farm Road.

The first Exhibition (as far as I know it was the first), was at Swiss Cottage Library in September 1982.

Sanderson, the big furnishing fabric shop which was in Berners Street, in the centre of London, off Oxford Street, invited the group to present an exhibition in their shop. This was held in the Autumn (Fall) of 1984. They previously gave a supply of their William Morris fabric to make a group quilt which was on display at the show and was raffled for charity.

This event was so successful that it happened again in the Autumn (Fall) of 1985.

Then in 1991, around February, (well it included the Chinese New Year), there was another exhibition in Swiss Cottage Library and one of the organisers was Jill Meeson who was present on 2 May. The Show was opened by the needleworking actress Julia Foster, (the mother of the TV presenter Ben Fogel).

Then came March - April 1995, again at Swiss Cottage Library.

Next, in 1998, through Marlene Cohen talking to Andrew Salmon, we had an exhibition within an exhibition – at the Knitting and Stitching Shows in Alexandra Palace and Harrogate.

This was followed in March – April 2001 by a show at Lauderdale House.

Then in January – February 2005 another show at Swiss Cottage Library; –

And

Here we are again;

May – June 2008; Swiss Cottage Library.

Yzabel Field.

Chairman's Challenge 2008

I was very taken with Margaret Mavay's article in the last newsletter about the making of 'Premature Baby Quilts'. In fact, it also received interest from people outside of London Quilters. Margaret suggested London Quilters make some and I am turning that into my challenge for this year.


So, all you have to do is make a Baby Quilt, only 16 inches by 20 inches. They need to be made from 'new' cotton, not recycled and should not have any embellishments. There are several hospitals that would be interested, so we could distribute them further a field.

You have the summer to make these quilts and we will display and collect them at our October meeting. Have fun.

Thank you.



Judy Roose



Chairman's Chat

Finally, my home is getting a belated spring clean. Not because spring has been late, but because I finished my quilt for the exhibition, just, and the group quilt has been completed. Doesn't the group quilt look great? There are so many people I have met already who want to win it, so, most important, we should raise a goodly amount of money for the two charities.

And isn't the exhibition fantastic? Thank you all for contributing such wonderful quilts and making such a success for London Quilters.

Once again, our exhibition portrayed the wide variety of types of quilt, from the traditional to the very contemporary 'art quilt'. I do hope this emphasises to the general public that quilt making is an 'art' and not pieces of material cut up, sewed together again and put on a bed. However, there is absolutely nothing wrong with that last phrase. The other wonderful aspect of our exhibition is that it allows all levels of quilt to be shown, from the beginner's 'first quilt', to the professional quilts. Exhibitions do not have to consist of only 'perfect' quilts, in fact, there is probably no such thing as the 'perfect' quilt. There are many superb quilts that are close to perfection as the skilful wielding of needle and thread can make them. However, most quilt makers will say that even the prize winning quilts will have imperfections that are apparent if closely examined. But one of the joys of quilting is; it does not matter. They are still beautiful and they are loved. In fact their imperfections are a reason to love them more. An occasional crooked stitch or uneven seam personalises the quilt, bringing the person who made the quilt closer to us. That quiltmakers' effort to make something beautiful, shows that she was doing her best under the circumstances in which she found herself. In fact, some of the most cherished, valued quilts around today are those made by folk artists from ordinary cloth sewn with irregular stitches.

So, let us hope that our exhibition will enthuse many more to join us in our wonderful and addictive art.

Spring cleaning has now been abandoned, the weather is finally much too nice to be in doors. Garden is now looking a bit tidier...

Judy Roose

Don't Forget

A comprehensive list of LQ library books is available online at: www.londonquilters.org.uk. Keep in mind about one third of the books are on loan at any given time.



LQ Committee Members

Chairman

Judy Roose jroose.highgate@virgin.net

Vice Chairman

Fran Katkar frkatkar@homechoice.co.uk

Treasurer

Janne Bell jannebell@hotmail.com

Minute Secretary

Margaret Mavay margaretmavay@blueyonder.co.uk

Membership Secretary

Lucy Poloniecka lucy@poloniecka.co.uk

Newsletter Editor

Tricia Dickson shipwreckbt@hotmail.com

Librarians

Marlene Kleven kleven@bopenworld.com

Hospitality

Kathy Thiessen kathy@menno.org.uk

Raffle

Sheila McQuaid mcquaid@waitrose.com

Book Review

'Crazy Quilts' by Cindy Brick

If you have ever been interested in crazy quilts, then this is the book for you. It encompasses the history of crazy quilts along with techniques and embroidery motifs.

The history is thoroughly researched, citing many previous crazy quilt historians. Every page is illustrated with pictures relating to the subjects discussed. The old quilts are excellently reproduced showing vivid colouring and informative text accompanying the illustration. The history concentrates on American crazy quilts, but there is some mention of English quilting, especially hexagon paper piecing. What I found especially fascinating was the exploration of the reasoning behind the dating of the quilts. The history of the quilts showed how American history influenced their development. In addition, it was interesting to read, in quite a lot of detail, how trade with other countries also had a significant influence on crazy quilt designs, especially Oriental designs. You learn as much about textiles, trading, exhibitions and customs of countries as you do crazy quilting. As well as the material used, the book goes into the themes used over the age of crazy quilting and this provides a tremendous social history of the various countries. And politics certainly do not go unmentioned!

About fifty percent of the book is taken up with the history and with very relevant associated illustrations. In fact it is about half and half text and pictures.


The next part of the book is on 'How to Make a Crazy Quilt'. The first part certainly inspires you into the making. The book covers the three construction methods; The Basic Crazy: Traditional Method for Machine or Hand Piecing, Paper Foundation Piecing (Easy Ways) and Shadow Crazy Piecing (Light-Speed Crazy). All have easy to understand stepped directions plus the 'problem solving' sections! Again, all well illustrated. This section includes a comprehensive area on decorating and finishing the quilt, that is, all the different embroidery stitches and embellishment

ideas. And there are certainly ideas that I would never have thought of in a 'month of Sundays'.

The last section consists of a variety of embroidery motifs, mainly antique and taken from various nineteenth century catalogues and needlework guides. So, some unusual and interesting designs.

This is a lovely book to have. It covers all aspects of crazy quilting and is an excellent source for all crazy quilt projects.

Judy Roose



The test of an enjoyment is
the remembrance which it
leaves behind.

J P Richter

2008 Calendar of Events

19 May - Kathy Thiessan -
"Mennonite Quilts"

16 June - Patricia McLaughlin -
"Brave Men's Blood" (a brief history of Zululand and the composition of the Quilt)

21 July - Sewing Evening

August - no meeting

15 September - Judi Mendelssohn
"How not to be a championship quilter"

20 October - Janet Cook
"Mosaics and Me"

17 November - AGM with trader

15 December - Christmas Party

Meetings are held at 7.30 for 8pm in
Crossfield Centre Halls
8 Fairhazel Gardens
London NW6 3SG



0207 625 4815

The hall is located between Fairfax Place and Goldhurst Terrace.

If you are travelling from Swiss Cottage station, there is an exit that will take you down steps onto Belzise Road.

The London Quilters web site address is:
www.londonquilters.org.uk

It is run and maintained by Tricia Revest
Email: p.a.revest@qmul.ac.uk

Exhibitions

25 - 31 May

Quadrige on Thames

The Old Fire Station Gallery, Henley-on-Thames, RG9 2AQ

An exhibition of stitched textiles inspired by the River Thames by Kate Cox, Sandra Meech, Delia Salter and Lynne Seaman.

Admission free

Open Sun 1-4, other days 10 - 4

28 - 30 May 2008

Kentwood Patchwork and Quilting, Quilting Art and Craft Exhibiton

Kingsdale Road, Penge, London, SE20 7PR

Exhibition of students work from Bromley Adult Education College

Admission Free

Open 28th 10-4, 29th 10-4 & 7-9, 30th 10-12

13 - 29 June 2008

London Barbican EC2Y 8DS

Exhibition by Zero 3 textile artists in the Barbican Library Foyer, Silk Street, London

Admission free

Open Monday/Wed 0930-5.30 Tues/Thurs 0930-7.30, Friday 0930-2, Saturday 0930-4

14 - 17 August 2008

The Festival of Quilts

NEC Birmingham

10 - 5.30 (5 on Sundays)

9 - 12 October 2008

The Knitting and Stitching Show

Alexandra Palace, London

20 - 23 November 2008

The Knitting and Stitching Show

Harrogate International Centre

19 - 22 March 2009

Stitch and Craft 2009

Olympia II, London